

ActiveCountR

VIABLE IMPACTOR SYSTEM




LIGHTHOUSE designed the ActiveCountR system to meet the industry need for continuous trouble-free operation and flexible running parameters. The ActiveCountR utilizes an external vacuum source which can be an independent pump system, house vacuum or a shared vacuum source with non-viable particle counters.

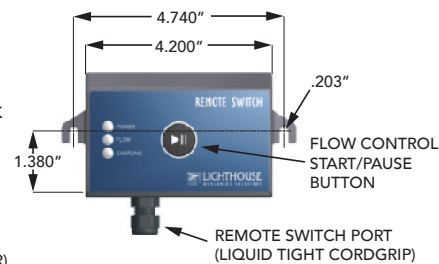
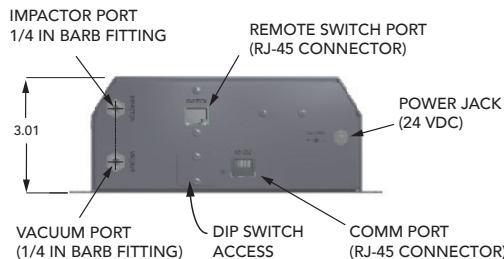
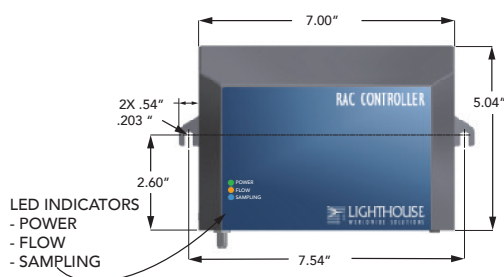
The sampling head is designed to be remote mounted within the critical sampling environment. The sampling head comes in a bottom mount and side mount design. The remote sampling switch allows the operator to start, stop or pause sampling without having to intervene into the critical area being sampled. Sampling can also be controlled via software.

FEATURES

- Meets EN 17141 impaction efficiency
- 1 CFM flow rate
- Local or remote start/stop control via software
- External vacuum source for clean operation
- Stainless steel enclosure
- LED status indicators for power, flow and sampling
- Auto power fail recovery
- 316L stainless steel sampling head
- Designed for reliability
- 2 year warranty



 LEARN MORE



TECHNICAL DATASHEET

ActiveCountR Viable Impactor System

Features / Models	ActiveCountR
Flow Rate	1 CFM
Sampling Methodology	Impaction Principle
Impactor Head	316L SS with 113 holes, 19m/s, d50: 1.2µm
Communication Protocol	RS-485 Modbus
LED Indicators	Power, Flow, Sampling
User Interface	Manual Start/Stop; Control Software (LMS Express)
Communication Connectors	Switch: Liquid-tite cord grip; Controller: RJ45
Enclosure	Stainless Steel
Sample Outlet Connection	1/4" Barb
Vacuum Requirements	16 in HG
Power	24VDC
Dimensions Impactor	Diameter: 4.41" (11.20 cm), height 2.1" (5.33 cm)
Dimensions Switch	5.8" (w) x 2.7" (h) x 1.0" (d) [15 x 6.9 x 2.5 cm]
Dimensions Controller	W 8.0" (w) x 5.0" (h) (20.32 cm), H 5.0" (12.7 cm), D 3.0" (7.62 cm)
Weight Impactor	Impactor: 4.4 lbs (2.00 kg)
Weight Switch	Switch 0.59 lbs (0.27 kg)
Weight Controller	Controller: 2.6 lbs (1.18 kg)
Operating	Operating 50° F to 104° F (10° C to 40° C) / 20% to 95% non-condensing
Storage	Storage 14° F to 122° F (-10° C to 50° C) / Up to 98% non-condensing

Includes Power supply, sample tubing

Optional Printed installation guide; LMS Express

Distributed By:



Lighthouse Worldwide Solutions reserves the right to change specifications without notice.

www.golighthouse.com
info@golighthouse.com

+1-800-945-5905
+1-541-770-5905

